

Vamag Truck & Bus Wheel Aligner

100% Made in Italy



Model: am-2003-T. Bluetooth 8 sensor CCD wheel aligner for trucks, bus, trailers, semi-trailers, and rear-steering vehicles. With patented 3 point clamps (13" to 30", no need run-out compensation or standard 4 point clamps (13" to 25").

FEATURES

- 8 CCD sensors bluetooth transmission between heads and PC
- Wide database including over 10.000 Trucks/buses with complete vehicle details
- 3-Pin rapid hang-on-tyre clamps to skip run-out compensation for 13" - 30". or 4 point clamps 13" to 25" for all truck wheels material
- Vehicle selection: engine/truck, bus, trailer, semitrailer
- Check selection: wheel check, frame check, ADC (Automatic Distance Ctrl), ACC (Adaptive Cruise Control), LDW (Lane Departure Warning), LKS (Lane Keeping System).

- Latest technology: double solid-state accelerometer sensor based measurement unit highly reliable.
- Ultra-light measuring heads
- Infrared communication between the heads
- Windows-compatible software (with 3d graphics)
- Possibility to perform operations directly on the keypad of each measuring head
- Wide technical database including complete vehicle details
- Users-editable vehicle data base
- Customer data base with search functions by customer name or vehicle number plate including jobs archive
- True automatic caster compensation in case of different axle levels
- All the axle data displayed on single screen
- Check and adjusted values on single screen
- Wheeled cabinet with side supports to hang and recharge the measuring heads
- Instant all-in-one parameter acquisition and display with user-selectable single axle or single wheel display for precise and accurate adjustments.
- Very low power consumption using standard battery pack for longer battery duration and reduced maintenance costs.

Measuring Angles:

FRONT AXLE

- Total toe
- Partial toe
- Set-back
- Camber
- Caster
- King pin
- Included angle
- Inner steering
- Outer steering
- 20° steering symmetry

Truck only

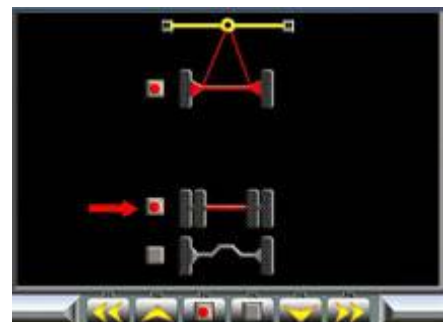
- Scrub angle

REAR AXLE







- Total toe
- Partial toe
- Set-back
- Camber
- Thrust line
- Offset






Optional
TRAILER/SEMI-TRAILERS
AXLE AND CHASSIS
ALIGNMENT BARS
COMPLETE WITH CCD



Standard Accessories:

 <p>LCD, PC, printer cabinet</p>	 <p>brake stop and steering wheel holder</p>	 <p>8 sensor CCD heads</p>
 <p>3 point rapid clamp 13" to 30" no run-out compensation needed</p>	 <p>Or/Optional 4 point clamps 13" to 25") including standard metal gripper set and threaded pin with handle</p>	 <p>Steel turnplate for trucks x 2 and 4 x on/off ramps</p>

Optional Accessories:

 <p>87mm metal gripper for 4 point clamps</p>	 <p>Trailer axle alignment bar to check typical axle angles on truck trailers or semi-trailers by as alignment reference bar: - To be used for trailer and semi-trailer check - To be fixed on the pivot or on the trailer rudder</p>	 <p>Chassis alignment bars with magnets to check the chassis alignment on truck trailers or semi-trailers by using the KIT-T- as alignment reference bar: - Magnets to be fixed to the trailer main rails</p>
--	---	---